FALL CAMPOUT
CAMP GRADY SPRUCE
GRAFORD TEXAS
NOVEMBER 8TH – 10TH

Contents

CONTENTS……2

CODE OF CONDUCT……..……3

Map of Camp Grady Spruce……4-5

FALL CAMPOUT SCHEDULE OF EVENTS……6

CAMPOUT ACTIVITIES……7

GENERAL ASSEMBLY TORCHES……..…7

CAMPSITE ASSIGNMENTS……7

EMERGENCY NUMBER……8

CAMP GRADY SPRUCE RULES……9

CAMPING CHECKLIST……10

EQUIPMENT, COOKING UTENSILS, FOOD, CLOTHES/TOILETRIES, Miscellaneous

DISCOVERY HIKE……11

RECOGNIZING ANIMAL TRACKS……12

ACCOMPLISHMENTS FOR CIRCLES……..…14

TEMPLATE FOR CAMP OUT PATCH……15

YMCA Mission: To put Christian values into practice through programs that build healthy spirit, mind and body for all.

Adventure Guides Participants-Code of Conduct

The Adventure Guides Program is designed to bring parents and their children together in a positive and enriching environment. The following rules have been established to ensure the success of the program.

I WILL:

- Be responsible for the supervision of my child(ren) at all times. Parents will never leave a child unsupervised.
- Refrain from the use of tobacco, alcohol, and drugs at all Adventures Guides activities and events and I will remind others to do the same.
- Be a positive role model by maintaining an attitude of respect, loyalty, patience, courtesy, tact, and maturity
- Help reinforce the mission and core values of the YMCA (caring, honesty, respect and responsibility) through my interactions with others.
- Abide by all YMCA rules and regulations as well as campground rules, speed limits, sound restrictions, quiet hours, parking rules, etc.
- Abide by all YMCA safety policies including but not limited to not bringing or using the following at any event: pets, unapproved accelerants, firearms, fireworks, rockets, airsoft guns, potato guns and ATV's.
- Be responsible for my own actions and those of my child(ren) at all times.
- Maintain an attitude of respect and cooperation in dealing with YMCA volunteers, staff and venue hosts/rangers.
- Adhere to the guidelines for responsible use of the Native American theme.
- Refrain from all activities that endanger the health and safety of myself, my child(ren) or others.
- Respect the facilities being used and the personal property of others at all times. I will not deface any property or take items that do not belong to me.
- Leave facilities in the same if not better condition than found.
- Ensure that the YMCA is aware of any participant behavior issues and/or disputes.
- Know, abide and monitor others for compliance with YMCA's Child Abuse Prevention standards. I will bring any behavior that is inconsistent with the following rules or concerning in any manner to the attention of someone in authority at YMCA or report the concern anonymously to the YMCA Values Line at 888-475-8376.
- Utilize positive guidance techniques only (including redirection, positive reinforcement and encouragement).
- Refrain from profanity, inappropriate jokes, and sharing of intimate details of my personal life with children.
- Report any suspicion of child abuse to CPS immediately (required by law) 800-252-5400 orwww.txabusehotline.org

I WILL NOT:

- Subject any child to neglect or to mental, verbal, physical, or sexual abuse.
- Leave any child unsupervised.
- Be alone with any child where we cannot be observed by others.
- Transport any children in my vehicle (unless my own child is involved in a neighborhood carpool).
- Attempt to contact or foster a relationship outside of the YMCA program with any child.
- Show favoritism to any one child through gifts or special favors.

The above codes of conduct have been established for the safety and wellbeing of each participant. Failure to adhere to this code of conduct could result in termination of program privileges.

I have read the expectations for participation in this program and I will abide by and support the Y-Adventure Guides Code of Conduct.

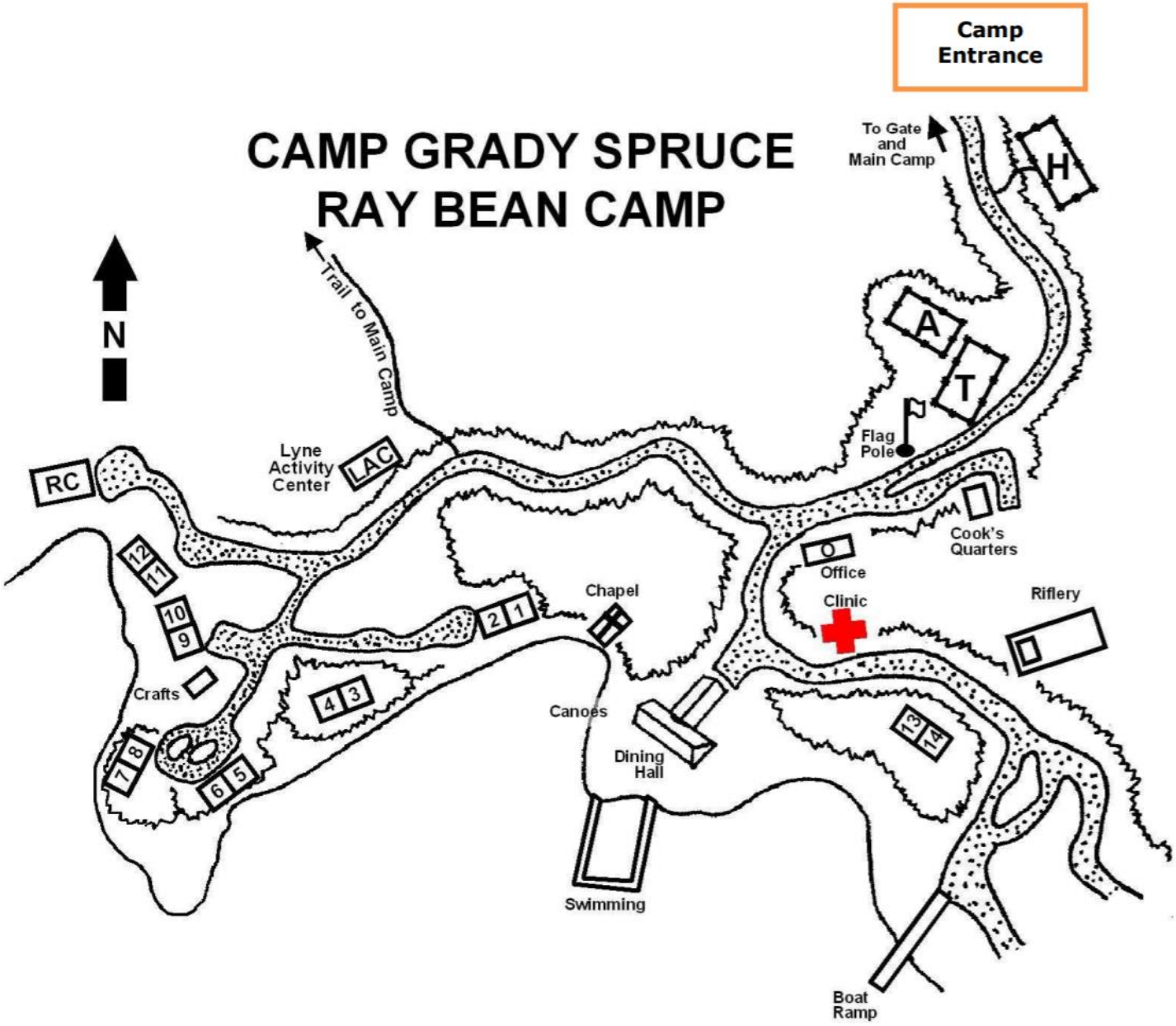
Camp Entrance
CAMP GRADY SPRUCE
RAY BEAN CAMP
To Gate and Main Camp
H
N
Trail to Main Camp
A
T
Flag Pole
Lyne Activity Center
LAC
RC
Cook's Quarters
Office
Clinic
Riflery
Chapel
12
11
10
9
2
1
Crafts
4
3
Canoes
13
14
Dining Hall
7
8
6
5
Swimming
Boat Ramp

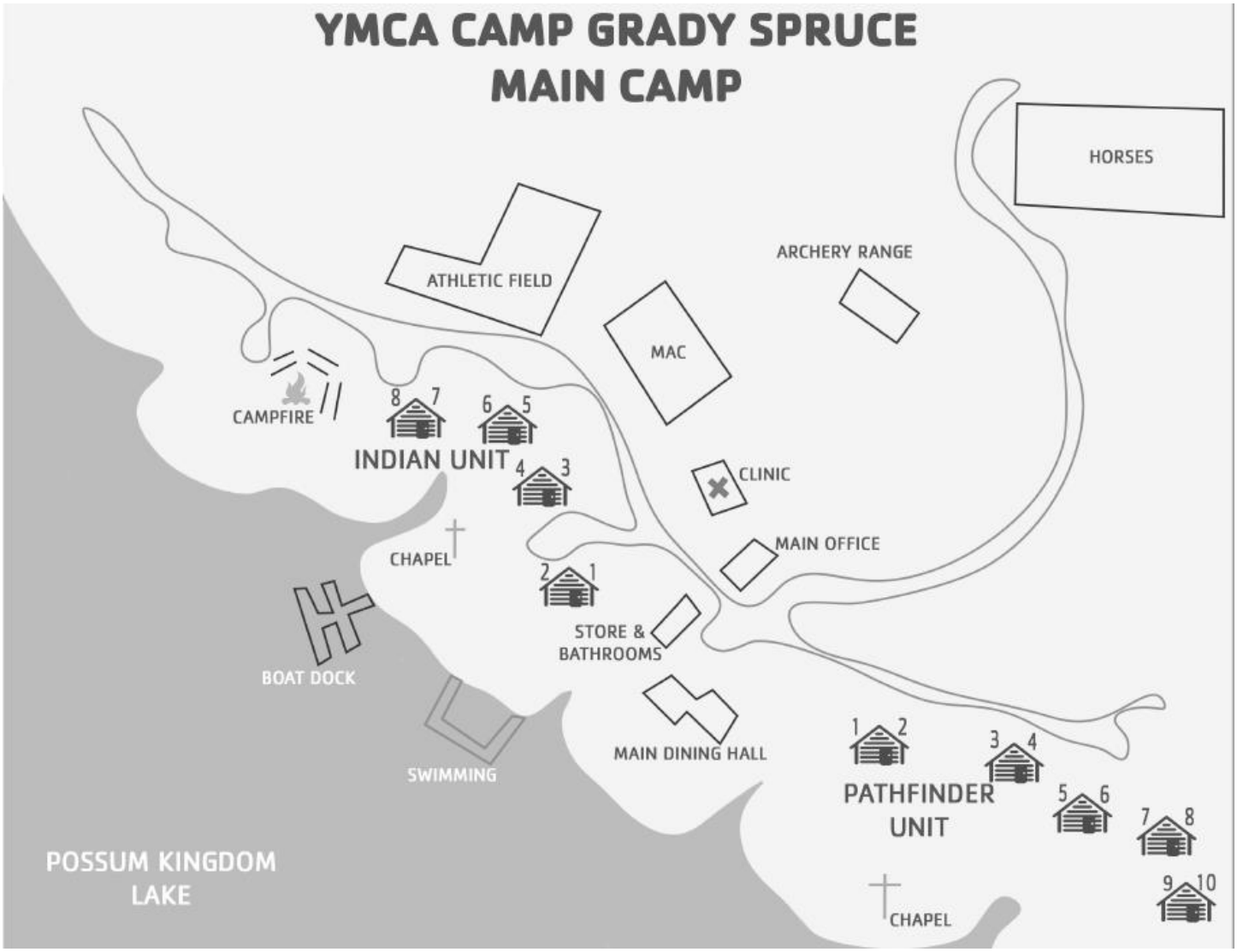
YMCA CAMP GRADY SPRUCE
MAIN CAMP
HORSES
ARCHERY RANGE
ATHLETIC FIELD
MAC
CAMPFIRE
8 7
6 5
INDIAN UNIT
4 3
CLINIC
CHAPEL
MAIN OFFICE
2 1
STORE & BATHROOMS
BOAT DOCK
MAIN DINING HALL
SWIMMING
1 2
3 4
PATHFINDER UNIT
5 6
7 8
POSSUM KINGDOM LAKE
CHAPEL
9 10

Fall Campout Schedule

Day **Activity** ..... **Time**

Friday, November 8th

Gates open.....5:00
Registration Open 5:00
Navigators Meeting 9:00
**Dining Hall at Ray Bean.

Saturday, November 9th

Opening Ceremony……9:00
Raise Flag, Pledge of Allegiance, Face paint, Patches designs due
**At the LAC Field
Set Up 9:30
Horse Back Riding……10:00-4:30
**Breaks for lunch
BB gun, Archery & Canoes.....9:30-4:30
Arts and Crafts……9:30-4:30
Boat rides for Devils Island……..9:30-4:30
**Meet at Boat Ramp, breaks for lunch
General Assembly for Campfire.....7:00
**Bring bag to collect birthday candy!

Sunday, November 10th

Chapel & Awards Ceremony 9:00
**At the Chapel
Check out from camp site……..……..12:00

Campfire Set-up – The circle needs to ensure they have wood for the fire either picked up at site or purchased, set up the fire and have kerosene soaked ½ hour before the General assembly.

Extinguish Fire Saturday – The responsible circle needs to have shovels, water buckets and find a water source to completely extinguish the fire for the night.

Fire Out Patrol – The circle needs to visit all the campsites and ensure that no campfires are left burning after the campers leave Sunday morning. Water buckets, shovels and a source of water are needed

Campout Activities

Following are some of the activities that will be available to campers this Fall Campout.

- Archery & BB Guns
- Nation Games
- Arts & Crafts
- Devil's Island
- Fossil Hunting
- Hiking
- Horse Back Riding
- Canoes

GENERAL ASSEMBLY TORCHES

Circles need to make their own torches. Basecamp will provide the roll of TP and the fuel. They must follow guidelines for construction on the website (https://sites.google.com/site/fmadventureguides/file-cabinet) We will review the torch construction and reserve the right to bar their torch if it is of shoddy construction.

Circles should come in Adventure Guide regalia including vest, hats, flags, and walking sticks. Make sure your circle has its chant ready for the Chant competition. Returning members should wear circle regalia.

Fathers of first time members should bring their rocks to the campfire.

CAMPSITE ASSIGNMENTS

Armstrong: Main Camp Indian 1	Clover Bells: Main Camp Indian 4
Hoffmann: Main Camp Indian 2	Blackfoot: Main Camp Indian 5
Creek Highlanders: Main Camp Indian 3	Fire Dragons: Ray Bean 1 & 2
Leaping Lizards: Main Camp Indian 3	Kings of the Hill: Ray Bean 3 & 4
Texas Cheetahs: Main Camp Indian 3	Shikoba: Ray Bean 5
Thunder Clouds: Ray Bean 6 & 7 & 8	Roaring Hearts: Ray Bean 10 & 11 & 12
Unicorn Cowgirls: 13 & 14	

EMERGENCY NUMBERS

Leave a copy of this information for the folks back home!

In case of emergency call

Tori Grossi: YMCA Staff, 610-316-9763
Peter Stewart: CGS Director, 940-682-6277

Camp Grady Spruce Camp Rules

-National Park Service Regulations Apply!!

-Do not pick flowers or plants

"Take Only Pictures" "Leave only Footprints"

-Do Not Throw Rocks. Ever!!!

-No Climbing Trees

-Use flashlights after dark

-Must wear long pants for horseback riding

-Boat and canoe in harbor, ONLY

-A maximum of 3 persons per boat or canoe

-Life preservers must be worn, at all times while boating. ADULTS and CHILDREN

-"Rack" (pull away from water, one full boat length, and turn up-side-down)
all canoes and boats at night, and/or before departing.

It is each parent's responsibility to always be on the lookout for the welfare of their child or children.

Have Fun!

Camping Checklist

EQUIPMENT

❑ Flashlight	❑ Batteries	❑ Lanterns	❑ Tent
❑ Sleeping Bags	❑ Foam/Air mattress	❑ Ground cover/tarp	❑ Rope
❑ Canteen	❑ Shovel	❑ Hammer	❑ Saw
❑ Hatchet	❑ Pocket Knife	❑ Plastic Bags	❑ Garbage Sacks
❑ Folding Chairs	❑ First Aid Kit	❑ Rubber bands	❑ Masking tape

COOKING UTENSILS

❑ Plates, cups, bowls	❑ Knives, forks, spoons	❑ Pots, pans & lids	❑ Kettle
❑ Cooking Utensils	❑ Aluminum foil	❑ Tongs	❑ Pancake turner
❑ Coffee pot	❑ Waterproof matches	❑ Camp stove	❑ Can opener
❑ Hot pads	❑ Spatula	❑ Cooler	❑ Charcoal/starter fluid
❑ Fuel for stove	❑ Paper towels	❑ Dish detergent	❑ SOS pads & sponge
❑ Towels	❑ Dish pan	❑ _____	❑ _____

FOOD

❑ Eggs	❑ Butter	❑ Milk	❑ Water
❑ Canned food	❑ Sandwich meats	❑ Bread	❑ Cheese
❑ Pancake mix	❑ Cereal	❑ Dried fruits/nuts	❑ Tea/coffee/cocoa
❑ Marshmallows	❑ Candy	❑ Graham crackers	❑ Peanut butter
❑ Steaks	❑ Spuds	❑ _____	❑ _____

CLOTHES/TOILETRIES

❑ Toilet paper	❑ Shoes/boots	❑ Water shoes	❑ Swim suits
❑ Hats	❑ Leather belt	❑ Rain gear	❑ Jeans/shorts
❑ T-shirts	❑ Long sleeve shirts	❑ Windbreaker	❑ Soap/towels
❑ Toothbrush	❑ Toothpaste	❑ _____	❑ _____

MISC.

❑ Sunglasses	❑ Camera/film	❑ Bug spray	❑ Games
❑ Cards	❑ Circle Regalia	❑ Firewood	❑ Walking Stick
❑ ***Poptarts***	❑ Circle Torch	❑ _____	❑ _____

❑ **LARGE AMOUNT OF COMMON SENSE**

❑ **SENSE OF HUMOR!!!**

DISCOVERY HIKE

GUIDE'S AGENDA

You and your child have spent many years together. You have lived in the same house and eaten at the same table. You have watched him or her laugh and cry. Your child is one of the most wonderful people you know.

Sometimes when we live with someone, we take them for granted. This Discovery Hike has been made for you and your child. The purpose of this hike is to have fun by doing things, asking things and sharing things with your child.

To make sure that everyone has a good time, there are four rules:

1. Have fun.
2. Be loving.
3. Talk only with your child during this time.
4. Do only those steps you want to do.

Your son or daughter has directions similar to yours. Please follow the directions closely. Make sure that you and your child are on the same step.

Let's begin!

1. Give your son or daughter a kiss or hug.
2. Your child will take you to a pretty place.
3. Your child will tell you why it's pretty.
4. If you haven't sat down, do so now.
5. Ask your child the following questions:
   a) What is your favorite color? Why?
   b) What is your favorite song? Why?
   c) What is your favorite TV show? Why?
   d) What is your favorite story? Why?
   e) What is your favorite game? Why?
   f) What is your favorite time of day? Why?
   g) What is your favorite animal? Why?
   h) What is your favorite flower? Why?
   i) What is your favorite smell? Why?
6. Ask your child what he/she would like to be doing at age 11.
7. Ask your child what he/she would like to be doing at age 15.
8. Ask your child what he/she would like to be doing at age 21.
9. Ask your child what he/she would like to be doing at age 25.
10. Lay back and see how many different cloud shapes you see.
11. Tell your child a story using the cloud shapes.
12. Get up and go for a walk with your child.
13. See how many different bugs and grasses you can find.
14. Try to do or say something you will always remember.

You are now finished with the Discovery Hike. We hope you had fun.

DISCOVERY HIKE

EXPLORER'S and PRINCESS'S AGENDA

You and your parents have spent many years together. You have lived in the same house and eaten at the same table. You have watched your parents laugh and cry. Your parents are among the most wonderful people you know.

Sometimes when we live with someone we take them for granted. This Discovery Hike has been made for you and your Dad. The purpose of this hike is to have fun by doing things, asking things and sharing things together.

To make sure that everyone has a good time, there are four rules:

1. Have fun.
2. Be loving.
3. Talk only with your Dad during this time.
4. Do only those steps you want to do.

Your parent has directions similar to yours. Please follow the directions closely. Make sure that you and your Dad are on the same step.

Let's begin!

1. Give your Dad a kiss or hug.
2. Take your Dad to a pretty place.
3. Tell your Dad why you think it's pretty.
4. If you haven't sat down, do so now.
5. Your Dad will ask you some questions now.
6. Ask your Dad the following questions:
   a) What is your favorite color? Why?
   b) What is your favorite song? Why?
   c) What is your favorite TV show? Why?
   d) What is your favorite story? Why?
   e) What is your favorite game? Why?
   f) What is your favorite time of day? Why?
   g) What is your favorite animal? Why?
   h) What is your favorite flower? Why?
   i) What is your favorite smell? Why?
7. Ask your Dad what he did when he was age 7.
8. Ask your Dad what he did when he/she was age 15.
9. Ask your Dad what he did when he/she was age 21.
10. Ask your Dad what he did when he/she was age 25.
11. Lay back and see how many different cloud shapes you see.
12. Tell your Dad a story using the cloud shapes.
13. Get up and go for a walk with your Dad.
14. See how many different bugs and grasses you can find.
15. Your Dad will need your help to do one last thing.

You are now finished with the Discovery Hike. We hope you had fun!

RECOGNIZING ANIMAL TRACKS



Accomplishments-for-the-Circle
YMCA Fall Campout

The following Circle members have distinguished themselves as marksmen and are worthy of recognition.

BB Gun _____

Archery _____

We also recognize the circle members below as showing courage, dignity, and intestinal fortitude (guts) far above that of the average human being. These brave young men and women have set themselves apart and are worthy of recognition for the following reasons.

Eagle Feathers

Name_____ Reason_____

Name_____ Reason_____

Name_____ Reason_____

We also realize that not everyone can soar as an eagle on every camp out. Sometimes we make mistakes, and we must learn from those mistakes. What better way to learn than to share your misfortune in front of hundreds of people.

Turkey Feathers

Name_____ Reason_____

Name_____ Reason_____

Name_____ Reason_____

CAMPOUT PATCH TEMPLATE
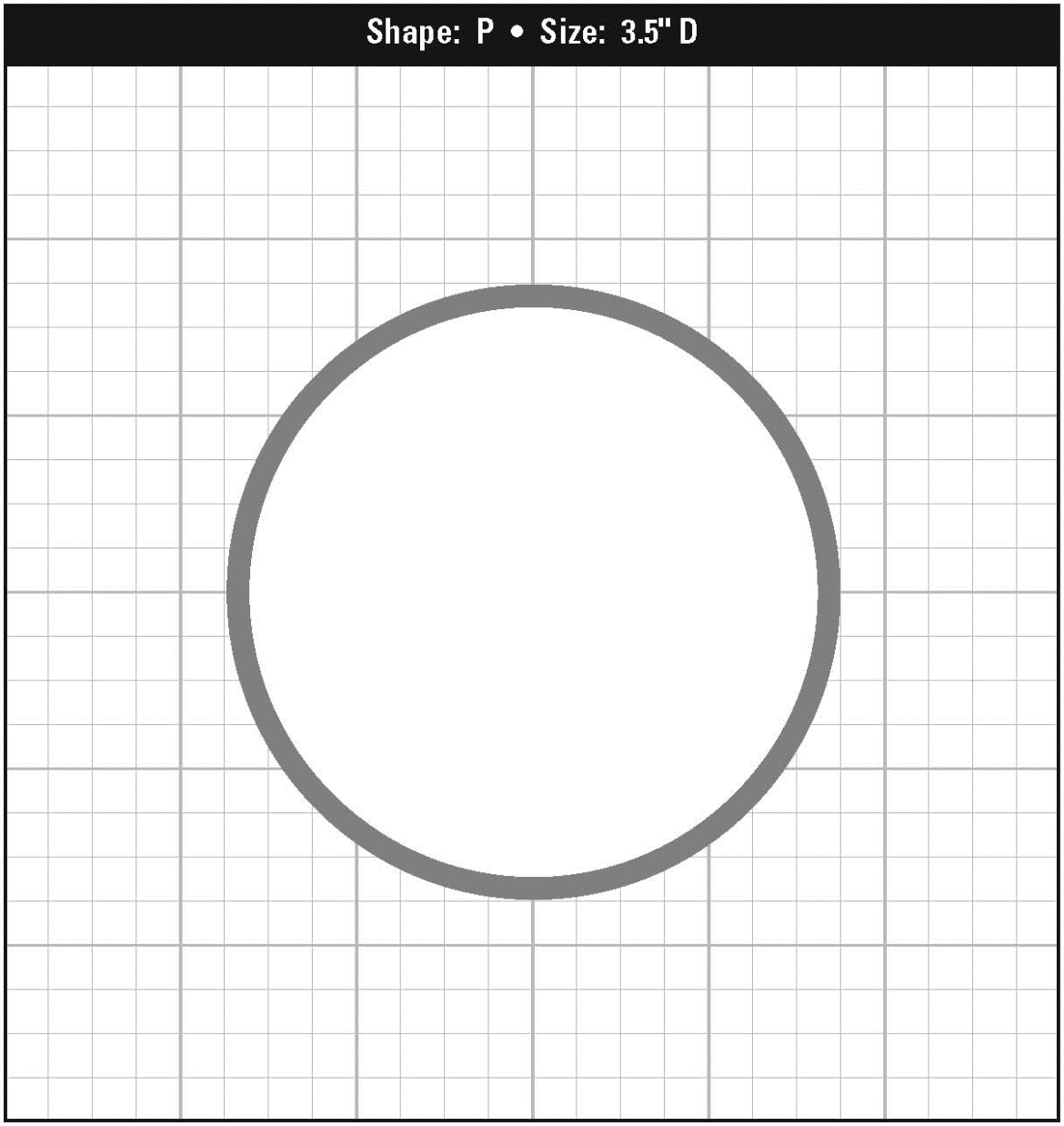
Put Name and Circle on Back