



Sign up to be an Online Campaigner!


1. **Find your Branch or Program.** To create your own personal fundraising page, find your branch or program listed below and click the link to open page.

Association Board for the YMCA of Metropolitan Dallas	Moorland Family YMCA at Oak Cliff
Camp Grady Spruce	Park South Family YMCA
Childcare - Afterschool, Day Camp and Learning Academies	Plano Family YMCA
Collin County Adventure Camp	Richardson Family YMCA
Coppell Family YMCA	Semones Family YMCA
Cross Timbers Family YMCA	T. Boone Pickens YMCA
Frisco Family YMCA	The Ashford Rise School of Dallas
Grand Prairie Family YMCA	Waxahachie Family YMCA
JER Chilton YMCA at Rockwall	White Rock Family YMCA
Lake Highlands Family YMCA	YMCA Serving the Irving Community
McKinney Family YMCA	YMCA Serving the West Dallas Community
Moody Family YMCA	

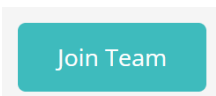
*If you need assistance or would like an invitation to the page sent to you directly, please contact Development at giving@ymcadallas.org.

2. Scroll down to the **Top Teams** section and click on your team's name to open the team page.

Top Teams

Team Name	Donation Amount
1  Team	\$0 USD

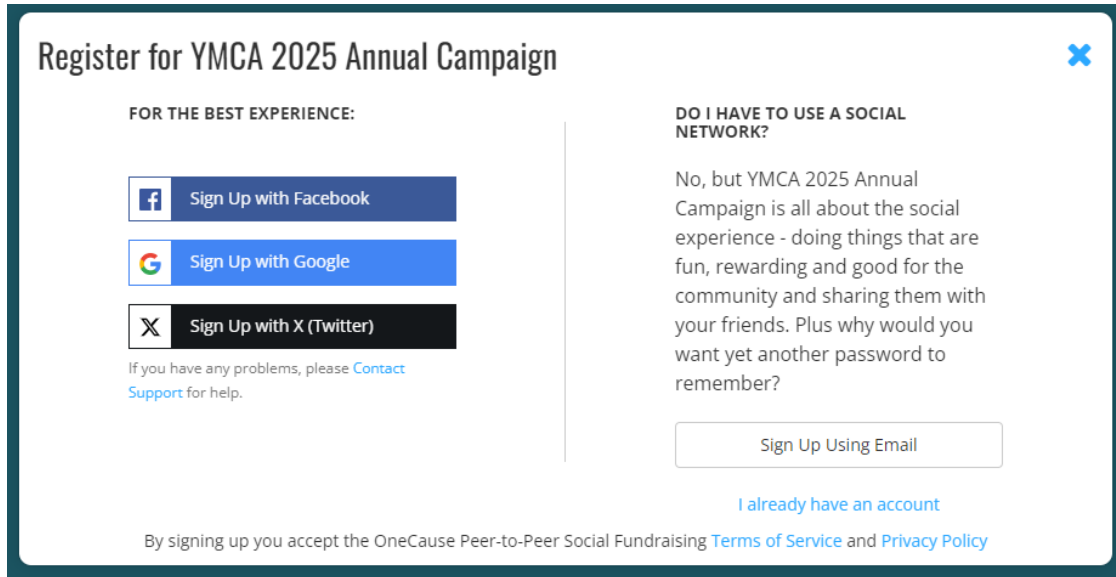
3. Click **"Join Team"**.



If you need assistance or would like an invitation to the page sent to you directly, please contact Development at giving@ymcadallas.org.

4. Register:

- First time users: Register by signing up with your existing social media accounts or email
- Previous users: Click "I already have an account".



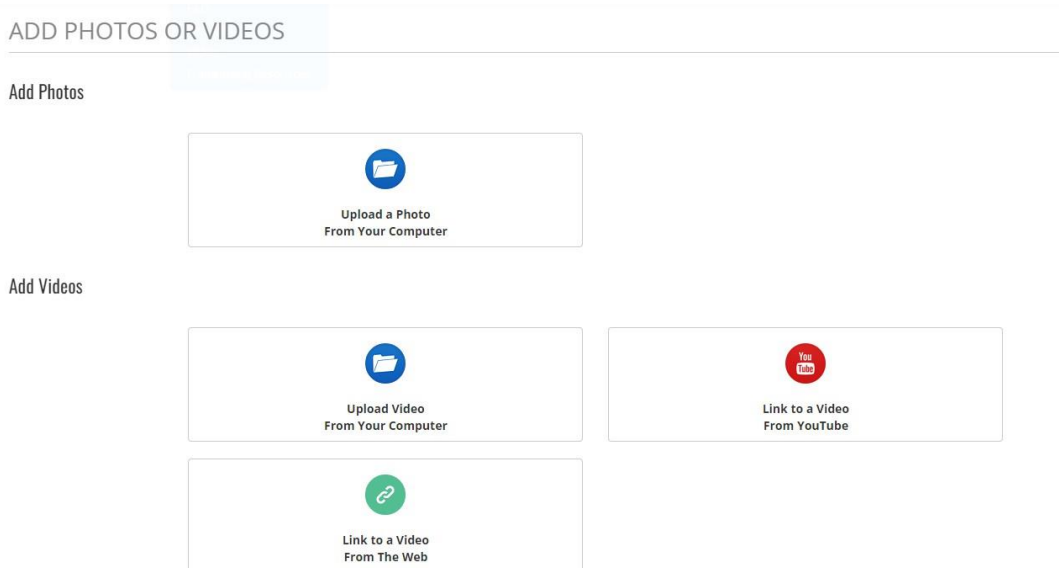
*NOTE: If you have previously set up an account and fundraised with us in the past, you can use your same email/login credentials. Once you have joined a 2025 team you will receive a **NEW** link.*

5. Confirm your Information:

- Confirm contact information and click NEXT.
- Confirm Registration and click FINISH to submit.

6. Personalize your page.

- Make your page personal.
- Add Photos & Videos.



If you need assistance or would like an invitation to the page sent to you directly, please contact Development at giving@ymcadallas.org.

7. Donate and Share.

- Make your own donation.
- Share your fundraising page with your network.
- Ask your friends to donate, thank donors, enter offline gifts.

RAISE MONEY, THANK DONORS, ENTER CASH/CHECK PLEDGES

[MAKE YOUR DONATION](#) [ASK YOUR FRIENDS](#) [THANK YOUR DONORS](#) [ENTER CASH/CHECKS](#)

Ask your friends to donate using our tools; we'll help you compose the message and send it out using email, Facebook and Twitter. We'll also help you keep track of who you need to follow up with and who you need to thank.

We've put together some tips to help you run a successful fundraising campaign. [Hide tips.](#)

- **Make the first donation on your page:** It shows you really believe in what you are doing and sets a mark for how much to donate.
- **Do a soft launch:** Ask the people that you are sure will donate first so you can build up some momentum. People like to support a winner.
- **Make the ask personal for you:** Emphasize what this cause means to you personally, how you've been involved in the past and the work that the organization does that speaks to you.
- **Make it personal for your donor:** Don't just make a general post that you are raising money; direct your asks toward specific friends using email, Facebook or Twitter.

✉ Ask using Email

✉ Ask using Text

📘 Ask on Facebook

The Facebook Fundraiser integration is not available at this time. Sharing your page on Facebook is still a great way to ask for support! Just use the button above to share your page on Facebook, asking your network to donate through your link to help you reach your goal!

🐦 Ask on Twitter

*You will receive an email with your NEW personal fundraising link upon registering to fundraise for the 2025 Annual Campaign.