



Group Leader’s Notes – Bring This to The Campout

Congratulations! By taking your child on an Adventure Guide campout you are letting them know that they are the most important person in your life. If you have been on a campout before, you know that it is a great opportunity to make memories and build a strong relationship with your child. If this is your first campout, get ready for memories that will last a lifetime!


Set on over 400 acres of the beautiful Blackland Prairie, Collin County Adventure Camp is a place for people of all ages to learn, grow, relax, and be themselves.





In our effort to make this a positive experience for everyone we ask that you please leave alcohol at home and respect the policies and procedures set forth by camp and your Program Director. Thanks for helping make your campout safe and successful.






Good Decisions!!! CCAC is an Alcohol-Free facility, please respect their rules. Practice good fire safety and enjoy the fire pits and grates at the cabins! Such reckless behavior is discouraged and prohibited, and the camp reserves the right to dismiss anyone that doesn't practice common sense.

Please feel free to contact us with any questions that you might have. We look forward to having you and your child as our guests!

Group leaders – Please get this information to your group

Pre-Camp Notes	
REGISTRATION DEADLINE: March 24th	<p>Registration is filling up quickly! If there is anyone that still needs to register, please have them call their local branch or go online to Adventure Guides – YMCA of Metropolitan Dallas to register. If you are not sure that you’re registered, please email aginfo@ymcadallas.org .</p> <p>Registration includes Saturday breakfast, lunch, and Sunday breakfast. Cabin assignments will be provided when you check in. If you have any special needs or requirements, please let us know.</p>
FIREWOOD DEADLINE: March 26th 	<p>Firewood– Contact Ruben: 972-302-5246. He is camp staff and will deliver wood to your cabin. Just make sure you let him know that you are with Dallas Adventure Guides and give him your last name. The director will coordinate with Ruben for cabin assignments/delivery.</p> <p>Regarding campfires. Please be respectful of the fire rings provided and keep your fires within the fire rings. Only burn firewood, no trash or other debris. Keep your fires reasonable and modest; we are all familiar with the news stories about the wildfires and such.</p> <p>Cars cannot park near the cabins or on the grass. Cars can unload by their cabins, but most relocate their vehicles to the dining hall or near the education building for parking. Any vehicles parked by the cabins and on the grass will be fined by the camp.</p>

Camp Schedule		
FRIDAY		
Time	What	Where
4:00 ^{PM}	Check In & Cabin Assignments 	Education Building – everyone must check in. You will receive cabin assignments when you check-in. Absolutely do not drive on the grass!! YMCA Collin County Adventure Camp– 1180 W. Houston St, Anna, TX 75409 Ph: 214-6676-5600 http://collincountyadventurecamp.org/ The drive takes about 45 minutes, plan accordingly. Cars cannot park near the cabins or on the grass. Cars can unload by their cabins, but most relocate their vehicles to the dining hall or near the education building for parking. Any vehicles parked by the cabins and on the grass will be fined by the camp. Eating!! There are no meals served Friday or Saturday night. Arrive early and cook hot dogs and hamburgers at your camp or stop along the way for dinner. Drive Safe! Arrive safe!
7:30 ^{PM}	Group Leaders Meeting Mandatory Attendance	Review schedules, camp rules, and schedule for activities. We will have this meeting at the Education Building. You will not receive your meal times or activity schedule unless you attend this meeting or send a representative from your group.
8:00 ^{PM}	Flashlight Walk	More details at the Leader’s Meeting!
SATURDAY		
Time	What	Where
All Day	Group Flag 	Group leaders – Be sure to bring your flag to the camp and display on your cabin or nearby tree.
TBD	Breakfast 	Dining Hall – Dining times are provided to keep lines to a minimum. Arrive on time or risk going hungry... Please only come to the dining hall at your designated times, times will be given out closer to camp.
TBD	Enjoy the Activities 	<ul style="list-style-type: none"> • BB Guns – Official Daisy Red Riders, but don’t shoot your eye out! • Archery – This even more fun when Mom isn’t around • Gaga ball, tetherball, 9 square- we suggest bringing your own balls from home • Ziplining • Canoeing – Staying dry is the name of game here. • Fishing (bring your own gear and bait)- great place to fish! • Climbing Wall Please make sure a Y staff is at the activity before starting.

TBD	Lunch 	Dining Hall –Dining times are provided to keep lines to a minimum. Both dining halls will be open. Arrive on time or risk going hungry... Please only come to the dining hall at your designated times, times will be given out closer to camp.
TBD	Enjoy More of the Activities 	Same as above.
5:00 ^{PM}	Dinner 	Dinner! There are no meals served Friday night or Saturday night.
TBD Start	Bonfire 	Bonfire location and start time will be determined at Friday night’s leader meeting. Volunteers needed!
SUNDAY		
Time	What	Where
TBD	Breakfast 	Dining Hall –Dining times are provided to keep lines to a minimum. Arrive on time or risk going hungry... Please only come to the dining hall at your designated times, times will be given out closer to camp.
10:00 ^{AM} to Noon	Pack Up and Enjoy the Camp	Please have all your belongings packed up and out of the cabins by 10AM . Drive Safely Everyone!! Check Out: Please sweep the cabins, bag up your trash and pick-up around the campground. Please leave the camp cleaner than you found it. If you moved any tables, bunks or mattresses, please return them where you found them.

More Important Information

About Your Campout: This is a full-service campground, meaning that you will be in cabins with heat and in some cases A/C. All cabins will have bathrooms and showers. The bunkbeds are hard with what resembles a mattress. Bring either blankets or a sleeping bag and pillows. There are no linens, so you need to bring towels and such. Don't forget the stuffed animals and those stinky blankets that every kid has and needs to go to sleep. With that said, make sure you have it when you leave. If you are a light sleeper, consider some ear plugs you can find at any sporting store that carries hunting gear. These are cabins, not hotel rooms so set your expectations accordingly. Please keep the kids from jumping off the bunk beds – a broken leg or twisted wrist is not the memory you are looking to achieve.

Roles: Most groups will assign roles. One person responsible for ordering the firewood, one to bring food one to cook, a cook or grill master, therapist, mediator and such – everyone should take a role. Pack whatever you like but expect the kids to raid each cooler – so bring extra. Don't expect the kids to eat much so attempt to bring snacks that might offer some nutritional value (cereal bars, fruit, Lunchables and other make-believe healthy stuff – protein wards off bad behavior.) Make sure you pack any medicines your child needs but also bring your usual off the shelf meds too (allergy meds, Tylenol, whatever) – there are no pharmacies nearby. Bring extra shoes and socks, a pair of long pants and closed toe shoes. And we hate to say it, bring rain gear.

Keep an eye on the kids: Recommendation, the buddy-system or better yet – the herd-system. Kids should never be alone or without a parent is not nearby. This weekend is about time with your child, so be sure to have your one-on-one time. Don't use the drive to the camp as an opportunity to catch up on voice mail, put down the phone and talk to your kid – turn off the TVs in back seat. You kids will remember this weekend more than any other weekend in their entire life.

Meltdowns: Usually reserved for Saturday afternoon when the kids are the most tired. Work through it with the kids. Just know that it will happen, and it will be over in 10 minutes or less. We don't suggest silly threats (we are going to leave if you don't stop...).

Behavior: Not the kids, the dads. Make good decisions. **The camps are alcohol free facilities;** this is a weekend to spend with your kids – not a weekend to get loaded with your buddies. But also, encourage the kids to behave well and be respectful of the camp and each other.

Most Important: Make sure that the kids are having a great time. We expect the dads to have a ton of fun too, but you will be tired, achy and cranky. This is camping and the facilities are not Ritz or even Motel 6 like. The camps are mostly run by volunteers, so be patient and set your expectations accordingly...

Sleeping Arrangements: Most cabins have between 12 and 14 beds (6 to 7 bunk beds). The size of your group will dictate how many cabins your group will be assigned. Please do not move beds out of cabins. We can suggest other alternatives if you want all your group to be in the same cabins.

If your child is one that likes to wander in the middle night, you might consider letting them have the bottom bunk and you take the top bunk. Please, keep the kids from jumping off the bunks. Snorers, you know who you are – work with your cabin mates to minimize their pain and discomfort inflicted by your snoring.

Chant or Song. Each Group should create a chant, war song or some other creative way to vocalize their Group. Each Group will be asked to sing, shout or scream their chant or song during Precession on the way to Bonfire.

Directions and Check in Procedures: Once you have checked in, you will be given your cabin assignments. You may drive near your cabin and quickly unload your car. **Do Not Drive on The Grass!** Immediately move your car to the designated parking areas. If not, you are assured to get a few dings and scratches. Do not drive on the grass!

Waterfront: No swimming is permitted in the lake and no boating without a certified lifeguard on duty. Everyone must always wear a properly secured life jacket while boating. Adult must be present in all boats/canoes.

Other Camp information: Please remember no silly string, sidewalk chalk, pets, or digging holes. We need to keep the camp the way it was before we came.

Camp Cooking: All the cabin areas will have a fire pit. Typically, the fire pits do not offer much of a grill to cook on. Many bring portable gas grills or charcoal grills. Just remember, sometimes you may be quite a distance from your camp area. You can also bring a grill to place over the fire pit or put some charcoal in the fire pit for cooking. There are raccoons that will break into the coolers at night, so make sure you secure things the best you can.

Campfires: Please be safe around the fires, burn only firewood – no bombs, cans, trash or other debris. Campfires are great fun, enjoy them safely. No cutting/chopping down trees. Keep fires in the fire pits/rings ONLY. Please do not move the fire rings.

Behavior: Be wise and make good decisions. Alcohol, fireworks and bad behavior are not allowed. This is a weekend for you to build lasting bond with your child. The YMCA reserves the right to kick you out for such decisions.

The Bell: The bell is to be used for 2 purposes: to call people to meals or to alert people to emergencies. If you hear the bell ring for 1 solid minute or more, come to the dining hall immediately for further details. Please do not allow children to ring the bell.

Collin County Adventure Camp: 1180 West Houston St, Anna, TX 75409

Driving Directions, but you may go online to route your own plan.

Collin County Adventure Camp
1180 West Houston - Anna, TX 75409
Ph: 214-667-5600

<http://collincountyadventurecamp.org/>

To Camp:

- From Dallas/Fort Worth (about 35 miles): Follow US-75 North
- Follow US-75 N to State Hwy 121 N/TX-121 N in Melissa. Take exit 45 from US 75 N.
- Continue to State Hwy 121 N/TX-121 N
- Turn left on Co Rd 509
- Turn right on Co Rd 424
- Turn left on Co Rd 511
- Turn right on W Houston St
- Turn left onto Adventure Way



No Tolerance Alcohol Policy

The YMCA Adventure Guide program is an alcohol and a drug-free environment. The use of alcohol or illegal drugs on YMCA property or during a YMCA Adventure Guide event is strictly prohibited. The YMCA Adventure Guide program has a no tolerance policy. Anyone found drinking or using illegal drugs will be asked to leave the program for one year.

This policy is consistent with the mission of the YMCA and is the policy dictated by the YMCA of Metropolitan Dallas.

Reinstatement Policy

The YMCA of Metropolitan Dallas allows each branch the opportunity to define criteria to reinstate those suspended due to the alcohol policy. After six (6) months of suspension and suspension from one campout, the suspended person(s) can be reinstated. The YMCA of Metropolitan Dallas defines its reinstatement policy as follows:

Any person suspended due to alcohol violations can be reinstated if the person meets the following criteria:

- Has been suspended for at least 6 months
- Has missed one campout due to suspension
- In the opinion of the Council officer and Y-Staff involved the alcohol incident was limited to consumption or possession. No other person was harmed or disturbed by behavior resulting from consumption.
- In the opinion of the Council officer and Y-Staff involved the person cooperated with the punishment and peaceably left the YMCA event.
- In the opinion of the Council officer and Y-Staff the person honored the suspension by not attending YMCA events.

The suspended individual must request to be reinstated into the program by contacting the YMCA Program Director. The YMCA Program Director will then review the details of the alcohol incident with Council members then based upon the findings, determine the appropriate reinstatement action.

YMCA Mission:

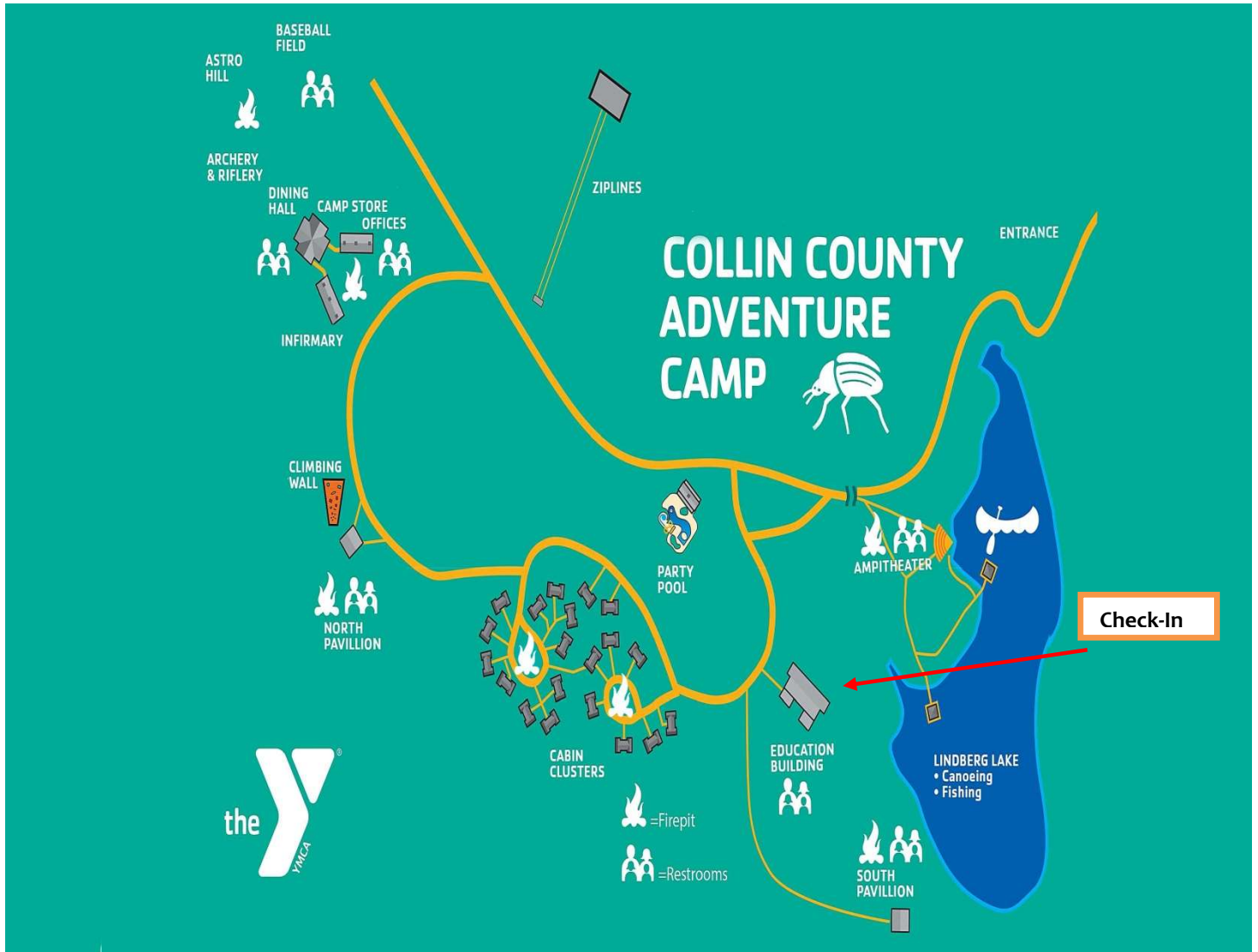
To put Christian values into practice through programs that building healthy spirit, mind and body for all.

YMCA Core Values:

Caring
Honesty
Respect
Responsibility

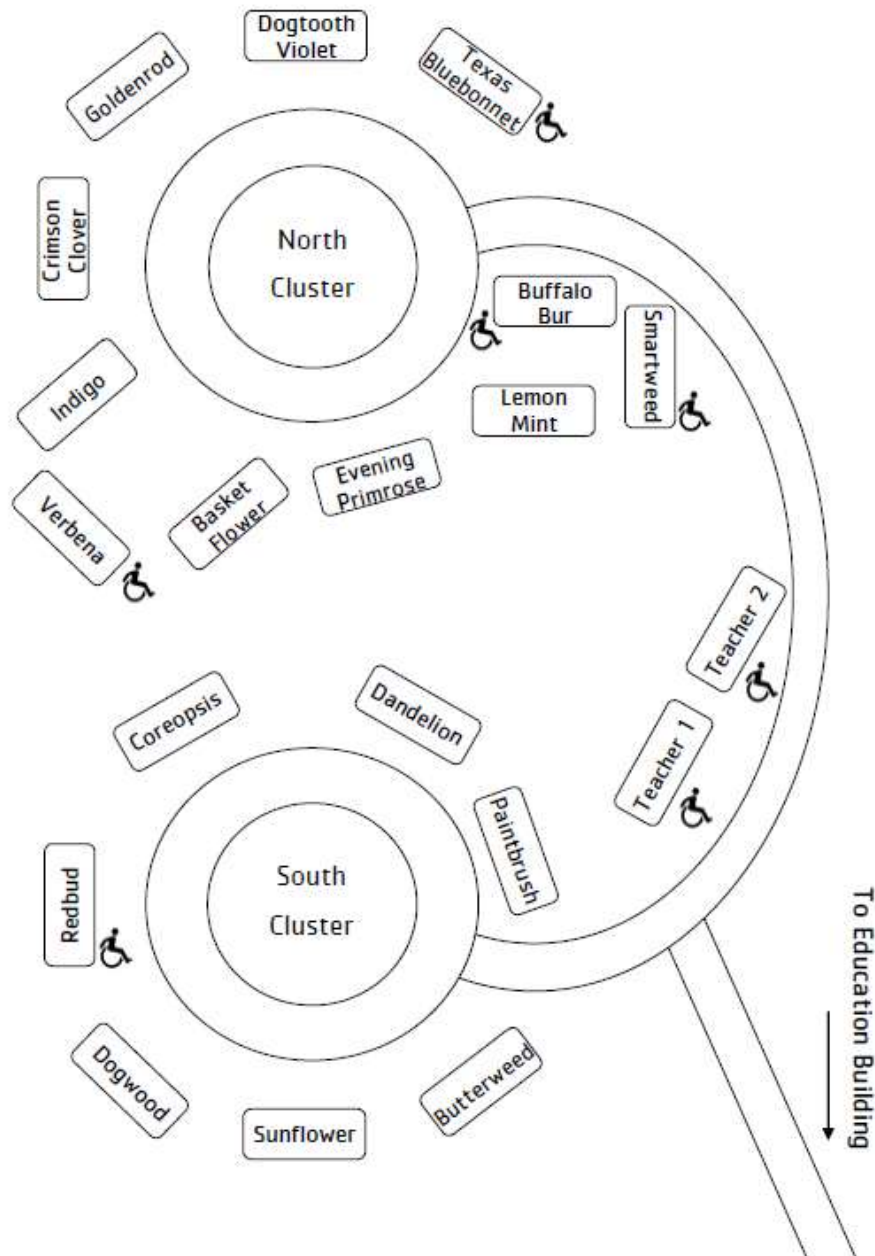


Be Sure to Print this and Bring with You!



YMCA COLLIN COUNTY ADVENTURE CAMP Cabin Area Map

Cabins are split into two sides with separate entries, A and B. Each side sleeps 14 people and has a bathroom with 2 showers, 2 sinks, and 2 toilets. Teacher cabins have a common area with 4 bedrooms, and 4 bathrooms, sleeping 4 people in each room.



YMCA Adventure Program | March Campout



Collin County Adventure Camp - Anna, TX – March 28th-30th

Campout Notes – Distribute to your Circle.

Be Sure to Print this and Bring with You!

Item	Description	Who	Done
Clothing (put your name on everything)			
Extra clothing, socks, shoes			
Jeans	Long pants are required for horseback riding		
Warm Jacket			
Rain Gear			
Hiking boots	Closed toe shoes are required for horseback riding		
Back packs			
Group T-shirts			
Food			
Cooking			
Grill	The fire pits at the camp typically do not have cooking grills.		
Grilling utensils			
Charcoal			
Lighter Fluid			
Matches and Lighter			
Aluminum Foil			
Firewood	Order from the contact provided or BYO. Duraflame Logs work great to start fires.		
Tablecloths			
Eating ware			
Friday Night			
Drinks			
Water			
Burgers/Hot Dogs & Buns			
Chili			
Chips & junk Food			
Saturday Morning (breakfast is served at the dining hall)			
Cereal Bars			
Coffee	Coffee for Dads		
Juice	Look for the juice that does not need to be refrigerated		
Milk	The little Horizon Milk boxes don't need to be kept cold.		
Saturday Night			
Steaks/Chicken			
Hot Dogs and Buns			
Salad			
Condiments			
Sunday Morning			
Cereal Bars			
Coffee			
Juice	Look for the juice that does not need to be refrigerated		
Milk	The little Horizon Milk boxes don't need to be kept cold.		
Snacks/Misc			
Snacks	Variety of individually packed snacks		
Ice	Several large ice chests full to keep drinks cold.		
Smores	Graham crackers, chocolate bars, marshmallows		
Fruit	Apples, Bananas, Grapes, etc.		
Accessories			
Lanterns			
Chairs			
Insect and Tic repellent			
Sleeping bag or quilt			
Extra blankets			
Pillows			
Toiletries			
Towels			
Towelettes/Wipes			
Hand soap	Anti-bacterial hand gel for kids is good		
Liquid Dish Soap			
Trash bags			
Flashlight and extra batteries			
Ice Chest			
Necessary Rx Medications			
Recreation			
Fishing Tackle			
Fishing Pole			
Cameras and Film			
Jam box and extra batteries			