



## Navigator’s Notes – Bring This To The Campout



Congratulations! By taking your child on an Adventure Guide campout you are letting them know that they are the most important person in your life. If you have been on a campout before, you know that it is a great opportunity to make memories and build a strong relationship with your child. If this is your first campout, get ready for memories that will last a lifetime!


For Camp Alumni, coming to camp feels like coming home. Many speak of the impact YMCA Camp Classen has had on them and how relationships made here have lasted for life. The tradition started just outside Davis, Oklahoma back in 1941, and continues today as campers return each summer and say “It’s my camp”

Under the guidance of carefully selected camp staff, you will find yourself in the heart of the Arbuckle Mountains in Southern Oklahoma, surrounded by 2,400 acres of natural beauty, waterfalls, lakes, forests, open meadows, and miles of hiking and horseback trails. You will enjoy an amazing waterfront area, the Meade Activity Center, the Eberly Nature Center, Lake Classen, Lake Guy James, Vesper Mt, Classen Falls, 3 Falls, Horseback riding at Colling’s Ranch, and the outdoor peaceful Norman R McCleod Chapel.

In our effort to make this a positive experience for everyone we ask that you please leave alcohol at home and respect the policies and procedures set forth by the camp and your Program Director. Thanks for helping make your campout safe and successful.

Please remember to practice good fire safety and enjoy the fire pits and grates at the cabins! Reckless behavior such as throwing “bombs” or “cans of beans” in the fires is strictly prohibited, and the camp reserves the right to dismiss anyone that doesn’t practice common sense with the fires. Please enjoy the fire pits, we don’t want anyone to get hurt.

Please feel free to contact us with any questions that you might have. We look forward to having you and your child as our guests!

Pre-Camp Notes	
<p><b>REGISTRATION DEADLINE:</b> <b>March 24<sup>th</sup></b></p>	<p>Get to the YMCA or online to sign up for the campout, registration closes the Monday the week of the campout. Includes Saturday breakfast, lunch and Sunday breakfast. If you miss the deadline, you’ll miss the fun!! Cabin assignments will be provided when you check-in.</p>
<p>Firewood Deadline <b>March 26<sup>th</sup></b></p> 	<p><b>Firewood – Firewood orders are done online through the link below.</b> They will need the name of your circle. Orders no later than the Wednesday night before the campout! <b>When ordering provide – Your Name, Group/Circle Name, Small or Large Order, and Date of Campout.</b></p> <p><b>Firewood Order Form:</b> <a href="https://form.jotform.com/YMCAOKC/camp-classen-firewood-order-form">https://form.jotform.com/YMCAOKC/camp-classen-firewood-order-form</a></p> <p>The cost is \$50 for a small V and \$100 for a large V.</p> <p>You can also bring your own wood.</p> <p><b>(Please refer to the examples at the bottom of the page before you order)</b></p>


# YMCA Adventure Experience – Spring 2025 Campout

Camp Classen – March 28<sup>th</sup> –30<sup>th</sup>



## Schedule of Events and Activities

### Friday









Time	What	Where
4:00 <sup>PM</sup>	Check In & Cabin Assignments 	Camp opens at 4:00 PM on Friday. Check-in at Griffith Lodge. You will be given cabin assignments once you check-in.  <b>Eating:</b> There are no meals Friday or Saturday night. On Friday night, stop along the way for dinner at Smokin' Joe's Rib Ranch or bring burgers and hot dogs to cook over a campfire. You can arrive early and enjoy some relaxing time around the camp or go fishing.
7:30 <sup>PM</sup> Dining Hall	Navigators Meeting Required Attendance	Dining Hall –Navigators are required to attend. You will be given horseback riding times and hike times.

# YMCA Adventure Experience – Spring 2025 Campout

Camp Classen – March 28<sup>th</sup> –30<sup>th</sup>



## Saturday


Time	What	Where
All Day	Circle Flag	Navigators – Be sure to bring your flag to the camp and display on your cabin or nearby tree. Be sure to present your colors at each event, carry your flag with you through the day.
7:00 <sup>AM</sup> & 8:00 <sup>AM</sup>	Breakfast 	Dining Hall – Dining times will be assigned at the Friday Navigator’s meeting.
TBD	Enjoy the Activities 	<ul style="list-style-type: none"> <li>• Archery – This is even more fun when Mom isn’t around</li> <li>• BBs</li> <li>• Tomahawks</li> <li>• Horse Back Riding – You must wear long pants and shoes. Riding times will be assigned Friday night at the Navigator’s meeting</li> <li>• Hike to Turner Falls – a great self-guided hike into the woods.</li> <li>• Fishing (bring your own gear and bait)</li> <li>• Sit around the campfire &amp; sing campfire songs</li> </ul>
Varied Times	Warrant Mt. Hike 	Guided Hike up Warrant Mt. This is a great hike with spectacular views. Wear good shoes (no Crocs or Flip Flops) and bring your cameras. Busses will leave promptly so arrive five minutes earlier than your scheduled time.
TBD	Lunch 	Dining Hall – Dining times will be assigned at the Friday Navigator’s meeting.
	Enjoy More Activities 	Same as above, BB’s, Archery, Tomahawks will be open during this time.
TBD	Warrant Mt. Hike 	Guided Hike up Warrant Mt. This is a great hike with spectacular views. Wear good shoes (no Crocs or Flip Flops) and bring your cameras. Busses will leave the activity center promptly at 1:30 <sup>PM</sup> and 2:00 <sup>PM</sup>
5:00 <sup>PM</sup>	Dinner 	There are no meals served Saturday night.
TBD	Bonfire Precession Starts	Meet in the activity field for Muster, time will be decided at Navigator meeting.
TBD	Bonfire 	Mini Chapel (see the map). Bring your flashlights but please do not shine the lights at the fire or at the Navigator members.

# YMCA Adventure Experience – Spring 2025 Campout

Camp Classen – March 28<sup>th</sup> –30<sup>th</sup>



## Sunday

Time	What	Where
TBD	Breakfast 	Dining Hall: Breakfast time will be given out at Navigator meeting Friday night.
TBD	Chapel	McLeod Chapel by the lake. This is the best way to close the weekend, awards will be given out. Time will be determined after
10:00 <sup>AM</sup> to Noon	Pack Up and Enjoy the Camp	Drive Safely, Everyone!! Check Out: Please sweep the cabins, bag up your trash and pick up around the campground. Please the camp cleaner than you found it. If you moved any tables, bunks, or mattresses, please return them where you found them.

### More Important Stuff

**About Your Campout:** This is a full-service campground, meaning that you will be in cabins with heat and in some cases A/C. All cabins will have a bathroom. The bunk beds are hard with what resembles a mattress. Bring either blankets or a sleeping bag and pillows. There are no linens, so you need to bring towels and such. Don't forget the stuffed animals and those stinky blankets that every kid has and needs to go to sleep. With that said, make sure you have it when you leave. If you are a light sleeper, consider some earplugs, you can find at any sporting store that carries hunting gear. These are cabins, not hotel rooms so set your expectations accordingly. Please keep the kids from jumping from the bunk beds – a broken leg or twisted wrist is not the memory you are looking to achieve.

**Roles:** Most circles will assign roles. One person responsible for ordering the firewood, one to bring food one to cook, a cook or grill master, a therapist, a mediator, and such – everyone should take a role. Pack whatever you like but expect the kids to raid each cooler – so bring extra. Don't expect the kids to eat much so attempt to bring snacks that might offer some nutritional value (cereal bars, fruit, Lunchables, and other make-believe healthy stuff – protein wards off bad behavior). Make sure you pack any medicines your kids need but also bring your usual off-the-shelf meds too (allergy meds, Tylenol, whatever) – there are no pharmacies nearby. Bring extra shoes and socks, a pair of long pants, and closed-toe shoes. And I hate to say it, bring rain gear.

**Keep an eye on the kids:** Recommendation, the buddy system, or better yet – the herd system. Kids should never be alone or where a parent is not nearby. This weekend is about time with your child, be sure to have your one-on-one time. Don't use the drive to the camp as an opportunity to catch up on voice mail, put down the phone and talk to your kid – turn off the TVs in the back seat. You kids will remember this weekend more than any other weekend in their entire life.

**Meltdowns:** Usually reserved for Saturday afternoons when the kids are the most tired. Work through it with the kids. Just know that it will happen, and it will be over in 10-minutes or less. I don't suggest silly threats (we are going to leave if you don't stop...).

**Behavior:** Not the kids, the dads. Make good decisions. The camps are alcohol-free facilities; this is a weekend to spend with your kids – not a weekend to get loaded with your buddies. But also, encourage the kids to behave well and be respectful of the camp and each other.

**Most Important:** Make sure that the kids are having a great time. We expect the dads to have a ton of fun too, but you will be tired, achy, and cranky. This is camping and the facilities are not Ritz or even Motel 6-like. The camps are mostly run by volunteers, so be patient and set your expectations accordingly...

**Sleeping Arrangements:** Most cabins have between 8-10 with some accommodating 12 beds. The size of your circle will dictate how many cabins your circle will be assigned. Because we are full capacity, your circle may be sharing a cabin with another circle or in multiple cabins. We do our best to avoid this but there is limited space, and we must accommodate everyone. Please do not move beds out of cabins. We can suggest other alternatives if you want all your circle to be in the same cabins.

If your child is one that likes to wonder in the middle night, you might consider letting them have the bottom bunk and you take the top bunk. Please, keep the kids from jumping off the bunks. Snorers, you know who you are – work with your cabin mates to minimize their pain and discomfort inflicted by your snoring.

**Showers:** There are some cabins that will share a bathhouse for showering while others will have their own showers.

**Chant or Song.** Each Circle should create a chant, a war song or some other creative way to vocalize their Circle. Each Circle will be asked to sing, shout or scream their chant or song on the council fire.

**Horseback Riding:** Riding times will be assigned at the Navigators' meeting on Friday night. Please get to your designated departure point 5-10 minutes early. There is a bus that will take you to the horses. All riders must wear helmets (provided), long pants, and closed toe shoes. It is highly encouraged that dads also wear closed toe shoes as the path is narrow and you may be walking in tall grass.

## YMCA Adventure Experience – Spring 2025 Campout

Camp Classen – March 28<sup>th</sup> –30<sup>th</sup>



**Mt. Warren Hike:** A great way to see the land and spend some one-on-one with your child. From nice modest nature walks, and a great view of the falls to a short climb up a rock scramble to the peak to capture some great views. Wear good shoes and bring some water. The hike will take about an hour. Busses will leave from the activity center promptly. Each spot can accommodate 60 hikers and tickets will be handed out during the navigator meeting on Friday night. Enjoy the hike!!

**Directions, Check-in Procedures, and Parking:** Check in at the lodge on the main road. Once you have checked in, you will be given your cabin assignments. You will be directed to a parking area where you can unload your car and use wagons and buggies to get your gear to your cabin. There will be carts available to help carry your stuff from the parking garage to the cabins. Some cabins do not have direct access to a road.

**Camp Cooking:** Many people bring portable gas grills or charcoal grills. Grills must have a cover/lid. Please grill responsibly. There are raccoons that will break into the coolers at night, so be sure to secure things the best you can.

**Campfires:** There are no awards for campfires. You cannot win at this. Please keep campfires within the firepit or ring provided. Please hold a two-minute session on campfire safety with your tribe. No burning sticks that wind up burning a fellow camper by accident. No throwing stuff in the fires. Burn only firewood, you are not permitted to cut wood or even scavenge for wood at the camp. Create a safety zone by placing a ring of logs several feet from the fire ring and letting the kids know not to step within the safety area without a parent. It is just too easy to get burned and that is not a memory we want...

**Waterfront:** No swimming is prohibited in the lake and no boating without a certified lifeguard on duty. Everyone must always wear a properly secured life jacket while boating. Adults must be present in all boats/canoes.

**Other Camp information:** Please remember no silly string, sidewalk chalk, pets, or digging holes. We need to keep the camp the way it was before we came.

**Bad Behavior and Bad Decisions:** Be wise and make good decisions. Alcohol, Fireworks, and Bad Behavior are not allowed. This is a weekend for you to build a lasting bond with your child. The YMCA reserves the right to kick you out for such bad decisions.

**Volunteer Team:** Volunteers commit a considerable amount of their free time to the Adventure Guide Program. We want you to have a great time. We do not however run the camp facility, and concerns regarding the camp facility need to be addressed with the camp director; of course, the Base Camp will assist in any way possible.

## YMCA Adventure Experience – Spring 2025 Campout

Camp Classen – March 28<sup>th</sup> –30<sup>th</sup>



---

### **No Tolerance Alcohol Policy**

The YMCA Adventure Guide program is an alcohol and drug-free environment. The use of alcohol or illegal drugs on YMCA property or during a YMCA Adventure Guide event is strictly prohibited. The YMCA Adventure Guide program has a no-tolerance policy. Anyone found drinking or using illegal drugs will be asked to leave the program for one year. This policy is consistent with the mission of the YMCA and is the policy dictated by the YMCA of Metropolitan Dallas.

### Reinstatement Policy

The YMCA of Metropolitan Dallas allows each branch the opportunity to define criteria to reinstate those suspended due to the alcohol policy. After six (6) months of suspension and suspension from one campout, the suspended person(s) can be reinstated. The Richardson Family YMCA defines its reinstatement policy as follows:

Any person suspended due to alcohol violations can be reinstated if the person meets the following criteria:

- Has been suspended for at least 6 months
- Has missed one campout due to suspension
- In the opinion of the Council officer and Y-Staff involved the alcohol incident was limited to consumption or possession. No other person was harmed or disturbed by behavior resulting from consumption.
- In the opinion of the Council officer and Y-Staff involved the person cooperated with the punishment and peaceably left the YMCA event.
- In the opinion of the Council officer and Y-Staff, the person honored the suspension by not attending YMCA events.

The suspended individual must request to be reinstated into the program by contacting the YMCA Program Director. The YMCA

Program Director will then review the details of the alcohol incident with Council members and then based on the findings, determine the appropriate reinstatement action.

### **YMCA Mission:**

To put Christian values into practice through programs that build healthy spirit, mind, and body for all.

### **YMCA Core Values:**

Caring  
Honesty  
Respect  
Responsibility

# YMCA Adventure Experience – Spring 2025 Campout

## Camp Classen – March 28<sup>th</sup> –30<sup>th</sup>



Camp Classen Map



# YMCA Adventure Experience – Spring 2025 Campout

Camp Classen – March 28<sup>th</sup> –30<sup>th</sup>



Cabin Map:



A	15	LAUGHLIN	12	K	8	CLEMENTS	12	T	16	PECK	12
B	1	ANTHONY	12	L	21	SHDEED GODFREY HAYES (SGH) LEFT	12	U	3	BAIRD	12
C	22	SMITH	12	L	21	SHDEED GODFREY HAYES (SGH) RIGHT	12	ACTIVITY CENTER			
D	23	SOHLBERG	12	M	13	FARRIS	12	V	25	B1	10
E	11	EVEREST	12	N	2	AVEY	10	V	25	B3	10
F	6	BROWNE	11	O	12	FAIN	12	V	25	B5	14
G	7	BUTTRAM	12	P	10	EARP	12	V	25	G2	10
H	18	PRICHARD	14	Q	20	ROSE	12	V	25	G4	10
I	14	HEIDBRINK	12	R	9	DAVIS LEFT	16	V	25	G6	14
J	19	RICKS RIGHT	12	R	9	DAVIS RIGHT	16				
J	19	RICKS LEFT	12	S	5	BRAGG	12	W	17	POOR BOY	3

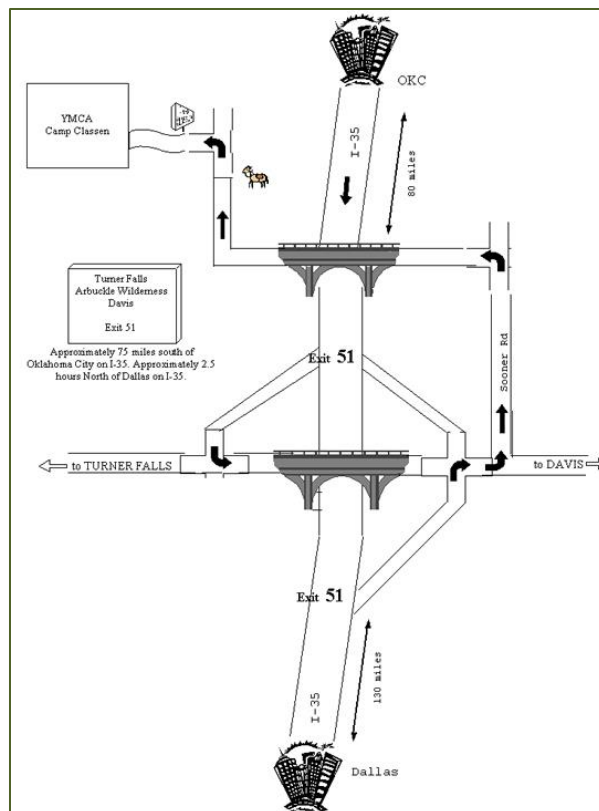
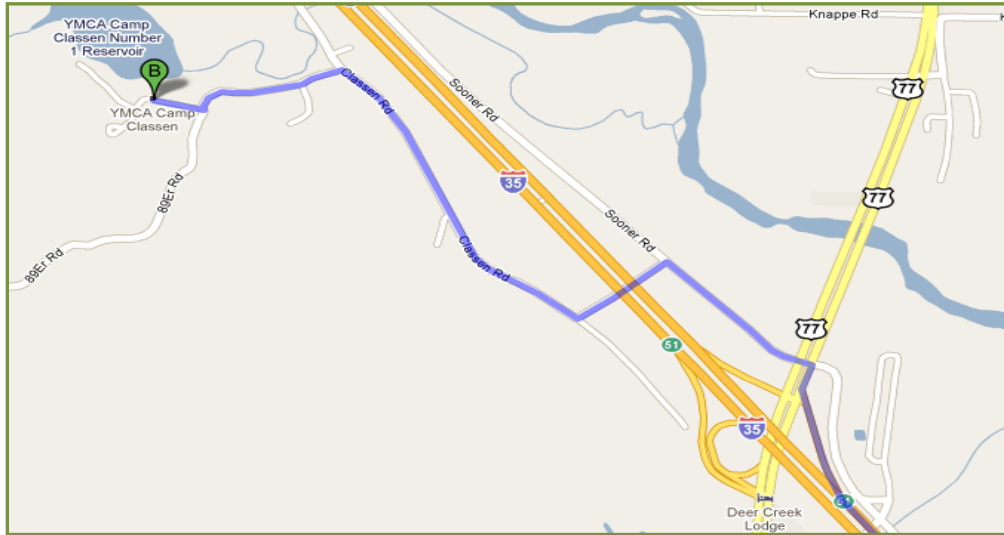


# YMCA Adventure Experience – Spring 2025 Campout

## Camp Classen – March 28<sup>th</sup> –30<sup>th</sup>



### Road Map to Camp Classen



# YMCA Adventure Experience – Spring 2025 Campout

## Camp Classen – March 28<sup>th</sup> –30<sup>th</sup>



Item	Description	Who	Done
<b>Clothing (put your name on everything)</b>			
Extra clothing, socks, shoes			
Jeans	Long pants are required for horseback riding		
Warm Jacket			
Rain Gear			
Hiking boots	Closed toe shoes are required for horseback riding		
Back packs			
Tribe T-shirts			
Tribe Regalia			
<b>Food</b>			
<b>Cooking</b>			
Grill	The fire pits at the camp typically do not have cooking grills.		
Grilling utensils			
Charcoal			
Lighter Fluid			
Matches and Lighter			
Aluminum Foil			
Firewood	Order from the contact provided or BYO. DuraFlame Logs work great to start fires.		
Table cloths			
Eating ware			
<b>Friday Night</b>			
Drinks			
Water			
Burgers/Hot Dogs & Buns			
Chili			
Chips & junk Food			
<b>Saturday Morning (breakfast is served at the dining hall)</b>			
Cereal Bars			
Coffee	Coffee for Dads		
Juice	Look for the juice that does not need to be refrigerated		
Milk	The little Horizon Milk boxes don't need to be kept cold.		
<b>Saturday Night</b>			
Steaks/Chicken			
Hot Dogs and Buns			
Salad			
Condiments			
<b>Sunday Morning</b>			
Cereal Bars			
Coffee			
Juice	Look for the juice that does not need to be refrigerated		
Milk	The little Horizon Milk boxes don't need to be kept cold.		
<b>Snacks/Misc</b>			
Snacks	Variety of individually packed snacks		
Ice	Several large ice chests full to keep drinks cold.		
Smores	Graham crackers, chocolate bars, marsh mellowes		
Fruit	Apples, Bananas, Grapes, etc.		
<b>Accessories</b>			
Lanterns			
Chairs			
Insect and Tic repellent			
Sleeping bag or quilt			
Extra blankets			
Pillows			
Toiletries			
Towels			
Towelettes/Wipes			
Hand soap	Anti-bacterial hand gel for kids is good		
Liquid Dish Soap			
Trash bags			
Flashlight and extra batteries			
Ice Chest			
Necessary Rx Medications			
<b>Recreation</b>			
Fishing Tackle			
Fishing Pole			
Cameras and Film			
Jam box and extra batteries			
First Aid Kit			



### YMCA CAMP CLASSEN FIREWOOD PRICING

SMALL TREE V—\$50

LARGE TREE V—\$100

